

INVESTMENT OBJECTIVE

To achieve capital appreciation on an absolute and relative basis over the medium to long-term horizon through investment in Swiss equities with a focus on innovative companies that are leaders in their markets profile.

PORTFOLIO REVIEW

May 2026 was marked by a growing divergence between financial markets, which remained buoyed by optimism, and an increasingly challenging macroeconomic environment. Major equity indices continued to advance, supported by ongoing investment related to the artificial intelligence cycle as well as the strong performance of technology and semiconductor stocks. At the same time, the Strait of Hormuz crisis persisted without a clear resolution, although energy prices eased significantly as hopes of a reopening gained traction, with Brent crude falling from around USD 126 to USD 92 per barrel. By contrast, U.S. inflation accelerated to 3.8% year-on-year, its highest level since May 2023, while long-term bond yields rose to their highest levels in more than a decade.

In Switzerland, economic indicators continued to demonstrate remarkable resilience despite a still challenging international backdrop. Inflation increased to 0.6% year-on-year in April, mainly driven by higher energy prices, but remained consistent with an accommodative monetary policy stance from the Swiss National Bank. On the economic front, the manufacturing PMI rose to 57.3 in May, confirming its sustained return to expansion territory with a third consecutive reading above 50. This improvement was no longer driven solely by longer delivery times linked to disruptions in the Strait of Hormuz. Production and new orders also increased strongly, pointing to a more tangible strengthening of industrial activity. Historically, this type of manufacturing cycle inflection has often provided a favourable backdrop for industrial stocks. Against this backdrop, the Swiss equity market continued to advance, with the SPI gaining 3.3% and the SPI Extra 2.8% over the month.

The Protea BAM Swiss Equities Fund benefited from this supportive environment and delivered a return of 4.5% in May.

The portfolio benefited from renewed investor interest in technology and industrial companies. Logitech (+23.7%), Belimo (+16.0%) and Comet (+20.9%) were the largest contributors to performance, supported by the ongoing investment cycle in artificial intelligence and automation. Richemont (+13.7%) also made a significant contribution. On the downside, Alcon (-10.1%) weighed on performance following results that fell short of investors' expectations, while Basilea (-4.2%), Geberit (-2.6%) and Burckhardt Compression (-1.0%) posted more modest declines.

RISK & REWARD



FUND FACTS

Domicile	Luxembourg (UCITS)
Inception date	10 June 2021
Currency	CHF
Lead Manager	Anick Baud
Co-Manager	Malek Dahmani
Fund size*	CHF 33 Millions
Liquidity (sub./red.)	Daily
Min. Investment	Instit.: 1 million CHF

Entry/exit fees	0.0% / 0.0%
Management fees	0.8%
Performance fees	20%
High Water Mark	Yes

Benchmark	MSCI Switzerland 10-40
ISIN	Instit.: LU2264701074

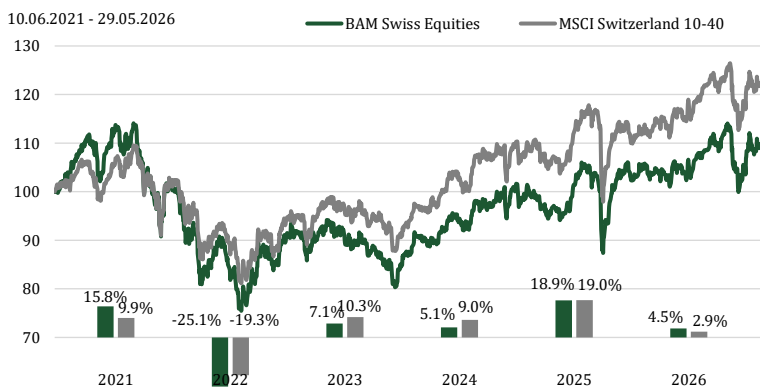
Bloomberg	Instit.: PRPSEIC LX
-----------	---------------------

NAV	Instit.: 113.54
-----	-----------------

* the total strategy size is CHF 68 millions

Not all the costs are presented, further information can be found in the prospectus or equivalent.

NET PERFORMANCE AND ANNUAL PERFORMANCE IN CHF



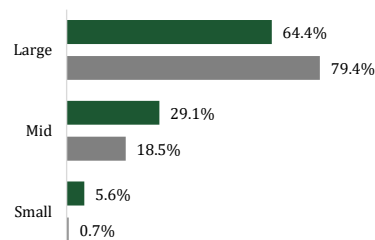
	Fund	MSCI Switzerland 10-40	+/-
1 Month	4.5%	3.3%	1.3%
3 Months	0.3%	-0.6%	0.9%
YTD	4.5%	2.9%	1.6%
Since inception	13.5%	25.6%	-12.1%

Source: All data and graphs throughout the document from Bruellan.
Past performance may not be a reliable guide to future performance. All forms of investment involve risk.
The benchmark index is the MSCI Switzerland 10-40.
Please refer to the end of the document mentioned for performance comparison purposes.

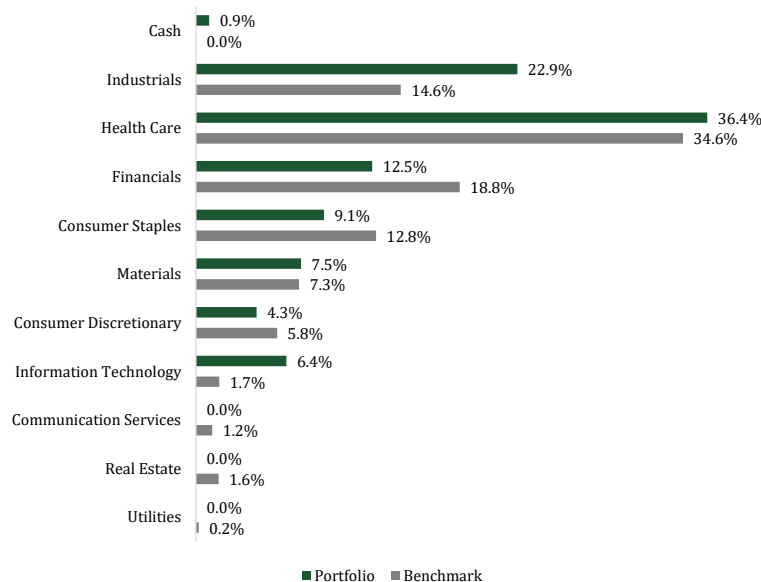
STATISTICS

	Fund	MSCI Switzerland 10-40
Leading PE	16.9	19.2
EV/EBITDA	16.6	13.5
P/Book	5.9	3.9
Dividend Yield	2.1%	2.9%
ROE	28.2%	18.4%
Debt/Equity	56.0%	148.2%
Beta	1.0	1.0
Volatility	17.3%	11.4%

ALLOCATION BY MARKET CAP



ALLOCATION BY SECTOR



FUND COMPLEMENTARY DETAILS

Administrator	Fund Partner Solutions SA
Representative in Switzerland	FundPartner Solutions (Suisse) SA
Investment Manager	Bruellan SA
Paying agent in Switzerland	Banque Pictet & Cie SA
Auditor	Deloitte Audit SARM
Custodian	Bank Pictet & Cie (Europe) AG, Succursale de Luxembourg

TOP 10 HOLDINGS

	Sector	Weight
NESTLE SA-REG	Consumer Staples	9.1%
NOVARTIS AG-REG	Health Care	8.7%
ROCHE HOLDING AG	Health Care	8.6%
ABB LTD-REG	Industrials	6.8%
GALDERMA GROUP AG	Health Care	4.4%
CIE FINANCIERE RICHEMO-A REG	Consumer Discretionary	4.3%
UBS GROUP AG-REG	Financials	4.1%
BELIMO HOLDING AG-REG	Industrials	4.0%
LONZA GROUP AG-REG	Health Care	3.7%
LOGITECH INTERNATIONAL-REG	Information Technology	3.5%
Total		57.4%
Total number of Holdings		26

CONTACT

BRUELLAN SA
Rue Pécolat 1
CH-1201 Genève
Tél: +41 22 817 18 55
bam@bruellan.ch

Disclaimer. Bruellan SA has a FINMA authorisation as a collective asset manager. This publication is a promotional document within the meaning of art. 68 LSPin, it is not independent research. It is solely intended to provide information on the funds in question and does not constitute an offer to buy or sell, investment advice or a recommendation regarding investment or other decisions. The funds may be subject to sales restrictions applicable to certain countries or individuals. It is the responsibility of each investor to be aware of the terms and conditions applicable to each product. This publication is directed only at persons authorised to receive it under the regulations in force in their country of domicile.

The information contained herein is based on sources believed to be reliable. This is a marketing communication. Bruellan cannot guarantee its completeness and accuracy and accepts no liability for any damage that may result from actions taken on the basis of the information published in this document. The information reflects the situation on the day of publication. We have classified this product as 5 out of 7, which is a medium - high risk class. Please refer to the prospectus for more information on the specific risks relevant to this product not included in the summary indicator.

Investment decisions should always be made on the basis of a detailed source of information, in particular the fund prospectus. The prospectus, the articles of association, the key information document, the subscription form and the latest annual and semi-annual reports can be obtained (free of charge) from the Swiss representative, Fund Partner Solutions (Suisse) SA, 60, route des Acacias, 1211 Geneva. Please refer to the prospectus and information document of the fund before making any final investment decisions. You can obtain a summary of investors rights to the following link:

<https://www.pictet.com/content/dam/www/documents/legal-and-notes/fundpartner-solutions/fps-summary-of-Investors-rights.pdf>. The decision to invest in the promoted fund should take into account all the characteristics or objectives of the promoted fund as described in its prospectus. Information on sustainability-related aspects provided in relation to the promoted fund could be found on the following link: <https://assetservices.group.pictet/asset-services/esg-disclosures?isin=LU1118008553>. Incorporation of extra-financial risks into the investment decision process may result in underweighting of profitable investments from the sub-fund's investment universe and may also lead the management of the sub-fund to underweight investments that will continue to perform. The Fund has been classified as a financial product subject to Article 8 of Regulation (EU) 2019/2088 on sustainability-related disclosures in the financial sector (the "SFDR"). The Fund promotes, among other characteristics, environmental or social characteristics, or a combination of those characteristics, provided that the companies in which the investments are made follow good governance practices. Performance disclosures: the published performance represents past data. Past performance may not be a reliable guide to future performance. There is no guarantee that the same yields will be obtained in the future. The value and income of any of your investments may fluctuate with market conditions and may lose some or all its value. The fund may be affected by changes in currency exchange rates, which can have an adverse effect on the value or income of the fund. Future performance is also subject to taxation which depends on the personal situation of each investor and which may change in the future. : All performance data are based on net performance and take no account of commissions, fees or other costs charged when units are issued and redeemed.