

INVESTMENT OBJECTIVE

To achieve capital appreciation on an absolute and relative basis over the medium to long-term horizon through investment in Swiss equities with a focus on innovative companies that are leaders in their markets profile.

PORTFOLIO REVIEW

After two years marked by successive shocks—sharp monetary tightening, trade tensions, a strong Swiss franc and a weakening global industrial cycle—the Swiss economy enters 2026 on a more constructive footing. The worst appears to be behind, but the road to full normalisation remains narrow: growth is still modest, visibility is imperfect and domestic drivers are fragile. Several headwinds have eased and new sources of support are gradually emerging. As a result, 2026 is likely to be a year of stabilisation rather than a strong rebound, creating opportunities as long as persistent risks are not underestimated. Selectivity, diversification and the search for visibility therefore remain essential.

A key opportunity comes from the reduction in US tariffs on Swiss exports from 39% to 15%. While this does not fully remove the competitive disadvantage, it significantly reduces uncertainty for exporters and improves the trade backdrop. Beyond the direct growth impact, the main benefit is the disappearance of extreme downside scenarios, allowing companies to plan, invest and adjust value chains more confidently. Leading indicators also suggest the industrial low point may be behind.

Economic visibility is also improving in Europe. After years of stagnation, the eurozone shows signs of stabilisation, supported by Germany's fiscal shift and less restrictive monetary conditions. For Switzerland, closely integrated into Europe's industrial ecosystem, this could mean Europe becomes less of a drag in 2026, even if growth remains moderate.

Domestically, the Swiss National Bank is maintaining an accommodative and stable stance, keeping rates at 0% despite very low inflation. By prioritising stability and avoiding a return to negative rates, the SNB reinforces predictability while retaining the ability to intervene in FX markets if franc pressures re-emerge.

Swiss equities continue to offer defensive qualities, strong earnings visibility, solid cash flow generation and attractive dividends. Earnings growth expectations remain supportive, helped by a catch-up in small and mid caps and a gradual improvement in the European industrial environment. The Swiss pharmaceutical sector stands out for its resilience and improving pipeline visibility, although US drug pricing discussions remain a factor to monitor.

Key risks include softer domestic consumption as the labour market normalises and wage growth moderates. A persistently strong franc and deflationary pressures could weigh on exporters and price dynamics. Finally, geopolitical tensions remain a potential source of shocks that could undermine confidence and strengthen the Swiss currency.

RISK & REWARD



FUND FACTS

Domicile	Luxembourg (UCITS)
Inception date	10 June 2021
Currency	CHF
Lead Manager	Anick Baud
Co-Manager	Florian Marini CFA, CMT
Fund size*	CHF 30 Millions
Liquidity (sub./red.)	Daily
Min. Investment	Instit: 1 million CHF

Entry/exit fees	0.0% / 0.0%
Management fees	0.8%
Performance fees	20%
High Water Mark	Yes
Benchmark	MSCI Switzerland 10-40
ISIN	Instit: LU2264701074

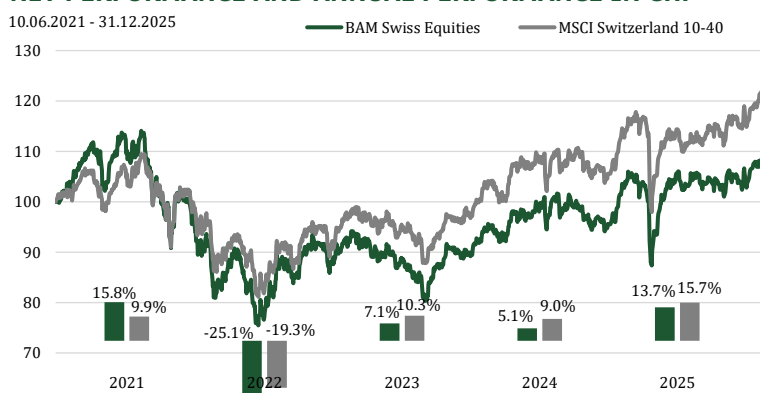
Bloomberg	Instit: PRPSEIC LX
-----------	--------------------

NAV	Instit: 108.65
-----	----------------

* the total strategy size is CHF 65 millions

Not all the costs are presented, further information can be found in the prospectus or equivalent.

NET PERFORMANCE AND ANNUAL PERFORMANCE IN CHF



	Fund	MSCI Switzerland 10-40	+/-
1 Month	2.0%	3.0%	-1.0%
3 Months	5.8%	8.2%	-2.4%
YTD	13.7%	15.7%	-1.9%
Since inception	8.6%	22.1%	-13.5%

Source: All data and graphs throughout the document from Bruellan.

Past performance may not be a reliable guide to future performance. All forms of investment involve risk.

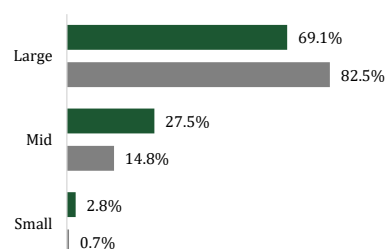
The benchmark index is the MSCI Switzerland 10-40.

Please refer to the end of the document mentioned for performance comparison purposes.

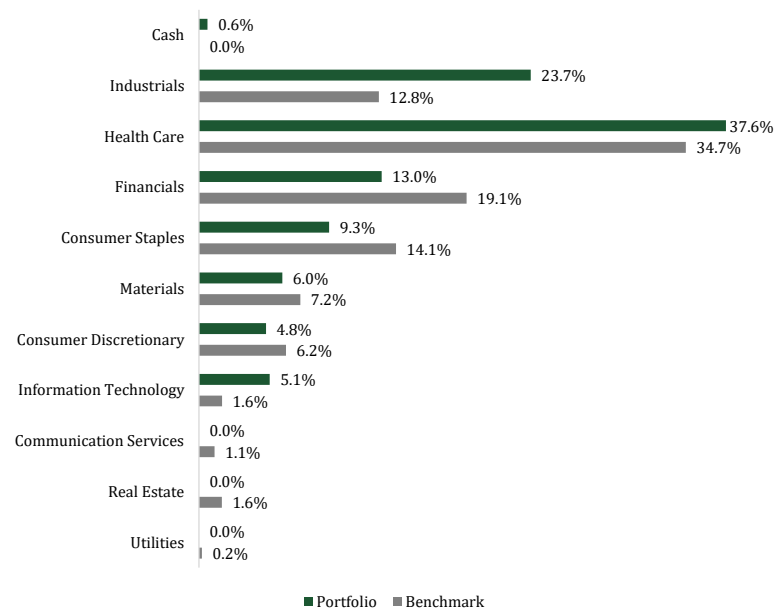
STATISTICS

	Fund	MSCI Switzerland 10-40
Leading PE	20.2	19.6
EV/EBITDA	19.9	11.9
P/Book	6.5	2.0
Dividend Yield	2.2%	2.5%
ROE	28.9%	8.0%
Debt/Equity	58.0%	55.8%
Interest Coverage	14.8	8.3
Beta	0.9	1.0
Volatility	17.3%	13.5%

ALLOCATION BY MARKET CAP



ALLOCATION BY SECTOR



FUND COMPLEMENTARY DETAILS

Administrator	Fund Partner Solutions SA
Representative in Switzerland	FundPartner Solutions (Suisse) SA
Investment Manager	Bruellan SA
Paying agent in Switzerland	Banque Pictet & Cie SA
Auditor	Deloitte Audit SARL
Custodian	Bank Pictet & Cie (Europe) AG, Succursale de Luxembourg

TOP 10 HOLDINGS

	Sector	Weight
NOVARTIS AG-REG	Health Care	9.8%
ROCHE HOLDING AG-GENUSSCHEIN	Health Care	9.7%
NESTLE SA-REG	Consumer Staples	9.3%
CIE FINANCIERE RICHEMO-A REG	Consumer Discretionary	4.8%
GALDERMA GROUP AG	Health Care	4.7%
BELIMO HOLDING AG-REG	Industrials	4.1%
ZURICH INSURANCE GROUP AG	Financials	4.1%
ABB LTD-REG	Industrials	4.0%
LONZA GROUP AG-REG	Health Care	3.8%
SANDOZ GROUP AG	Health Care	3.7%
Total		58.0%
Total number of Holdings		25

CONTACT

BRUELLAN SA
Rue Pécolat 1
CH-1201 Genève
Tél: +41 22 817 18 55
bam@bruellan.ch

Disclaimer. Bruellan SA has a FINMA authorisation as a collective asset manager. This publication is a promotional document within the meaning of art. 68 LSFIn, it is not independent research. It is solely intended to provide information on the funds in question and does not constitute an offer to buy or sell, investment advice or a recommendation regarding investment or other decisions. The funds may be subject to sales restrictions applicable to certain countries or individuals. It is the responsibility of each investor to be aware of the terms and conditions applicable to each product. This publication is directed only at persons authorised to receive it under the regulations in force in their country of domicile.

The information contained herein is based on sources believed to be reliable. This is a marketing communication. Bruellan cannot guarantee its completeness and accuracy and accepts no liability for any damage that may result from actions taken on the basis of the information published in this document. The information reflects the situation on the day of publication. We have classified this product as 5 out of 7, which is a medium - high risk class. Please refer to the prospectus for more information on the specific risks relevant to this product not included in the summary indicator.

Investment decisions should always be made on the basis of a detailed source of information, in particular the fund prospectus. The prospectus, the articles of association, the key information document, the subscription form and the latest annual and semi-annual reports can be obtained (free of charge) from the Swiss representative, Fund Partner Solutions (Suisse) SA, 60, route des Acacias, 1211 Geneva. Please refer to the prospectus and information document of the fund before making any final investment decisions. You can obtain a summary of investors rights to the following link: <https://www.pictet.com/content/dam/www/documents/legal-and-notes/fundpartner-solutions/fps-summary-of-Investors-rights.pdf>. The decision to invest in the promoted fund should take into account all the characteristics or objectives of the promoted fund as described in its prospectus. Information on sustainability-related aspects provided in relation to the promoted fund could be found on the following link: <https://assetservices.group.pictet/asset-services/esg-disclosures?isin=LU118008553>. Incorporation of extra-financial risks into the investment decision process may result in underweighting of profitable investments from the sub-fund's investment universe and may also lead the management of the sub-fund to underweight investments that will continue to perform. The Fund has been classified as a financial product subject to Article 8 of Regulation (EU) 2019/2088 on sustainability-related disclosures in the financial sector (the "SFDR"). The Fund promotes, among other characteristics, environmental or social characteristics, or a combination of those characteristics, provided that the companies in which the investments are made follow good governance practices. Performance disclosures: the published performance represents past data. Past performance may not be a reliable guide to future performance. There is no guarantee that the same yields will be obtained in the future. The value and income of any of your investments may fluctuate with market conditions and may lose some or all its value. The fund may be affected by changes in currency exchange rates, which can have an adverse effect on the value or income of the fund. Future performance is also subject to taxation which depends on the personal situation of each investor and which may change in the future. : All performance data are based on net performance and take no account of commissions, fees or other costs charged when units are issued and redeemed.