

INVESTMENT OBJECTIVE

Fund aims to achieve capital appreciation through investing in global equity markets with a long term investment horizon, fully focusing on fundamental value of sustainable high quality businesses, without speculation, hedging or market timing.

PORTFOLIO REVIEW

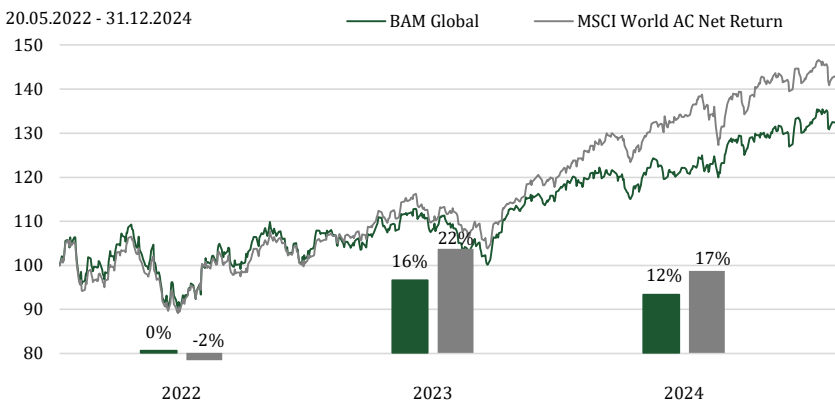
After the excitement of November, when the decisive victory of Donald Trump in the US Presidential election drove a sharp rally in equity markets, December was relatively quiet, although politics continued to make the headlines. In Germany, Olaf Scholz lost a confidence vote, resulting in the dissolution of the Bundestag and triggering elections to be held in 2025, adding a further ingredient of instability to the struggling German economy. In Canada, Finance Minister and Deputy Prime Minister Chrystia Freeland resigned over US tariff policy, piling pressure on beleaguered Prime Minister Justin Trudeau; and President-elect Trump, seen frequently with new close confidant Elon Musk, continued to make headlines with the appointment of several key Cabinet posts. Remaining in Washington DC, the Federal Reserve cut its policy rate by 25 basis points to 4.25-4.50%, which was not unexpected; but it is becoming increasingly possible that the end of the rate cycle is close. Meanwhile, in China the government's latest attempt to stimulate animal spirits by supporting markets appeared to fall on largely deaf ears, with stocks reacting disappointingly after a brief flurry. It seems increasingly clear that the colossal real estate overhang in domestic China will have to be cleared to a meaningful extent before progress can be made. With this backdrop, the portfolio returned -1.9% in USD, outperforming its benchmark, MSCI AC World, which returned -2.4%.

The portfolio derived most relative benefit from its positioning in North American equities, followed by Europe ex-UK and Emerging Markets. All regions made positive contributions on this basis. In terms of sectors, the standout performers were Communication Services and Technology. Conversely, Financials and Consumer Staples were detractors.

The strongest contributor to the portfolio at the stock level over the month was a recent addition in the form of IT hardware giant Broadcom, which tripled its AI-related revenues over the prior quarter and offered a robust increase to guidance. Also making a strong contribution to portfolio return was long-term favoured name TSMC, which continues to be considerable strides ahead of its competition in the semiconductor manufacturing space, especially as ever-more-densely-packed hardware is employed to feed escalating demand. Large positions in global household names Amazon and Visa were rewarded with solid performance; and it was pleasing to derive a strong beneficial impact from inexpensively-valued Japanese media and technology icon Sony after we had increased exposure to it in the fund. Less positively, US bank Regions Financial was the fund's biggest negative contributor after a bout of profit-taking dulled the shine of a strong previous run; and a void position in Tesla was also detractive as its stock continued to soar in the wake of the Trump election victory despite weakening fundamentals.

As we move into 2025, stockpicking will continue to be key as competing forces buffet the investor. Inflation, although moderating somewhat, is not completely dissipated as a contributor to the investment backdrop; and ongoing noise around trade wars will not be disappearing any time soon. We will continue to employ our long-term themes to identify winning companies; and to remain focused on fundamentals benefitting these businesses.

NET PERFORMANCE AND ANNUAL PERFORMANCE IN USD



	Fund	Bench.	+/-
1 Month	-1.9%	-2.4%	0.4%
3 Months	0.2%	-1.0%	1.2%
YTD	12.4%	17.5%	-5.1%
Since inception	30.4%	41.3%	-10.8%

RISK & REWARD



FUND FACTS

Domicile	Luxembourg
Inception date	25 June 2021
Currency	USD
Fund Managers	BAM Team
Fund size*	USD 84 million
Liquidity (sub./red.)	Daily
Min. Investment	Retail: 1000 USD Instit.: 1 million USD
Management fees	0.8%-1.2%
Performance fees	20%
High Water Mark	Yes
Benchmark	MSCI World AC Net Return

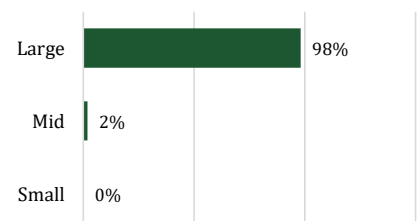
Class	Bloomberg	ISIN	NAV
Inst.: EUR	PRBGEIE	LU2264701744	93.4
CHF	-	LU2264701660	-
USD	PRPGEIU	LU2264701827	130.4
Ret.: EUR	PRPGERE	LU2264702122	92.0
CHF	PRPGERC	LU2264702049	88.2
USD	-	LU2264702395	112.1

*the total strategy size is EUR 102 million

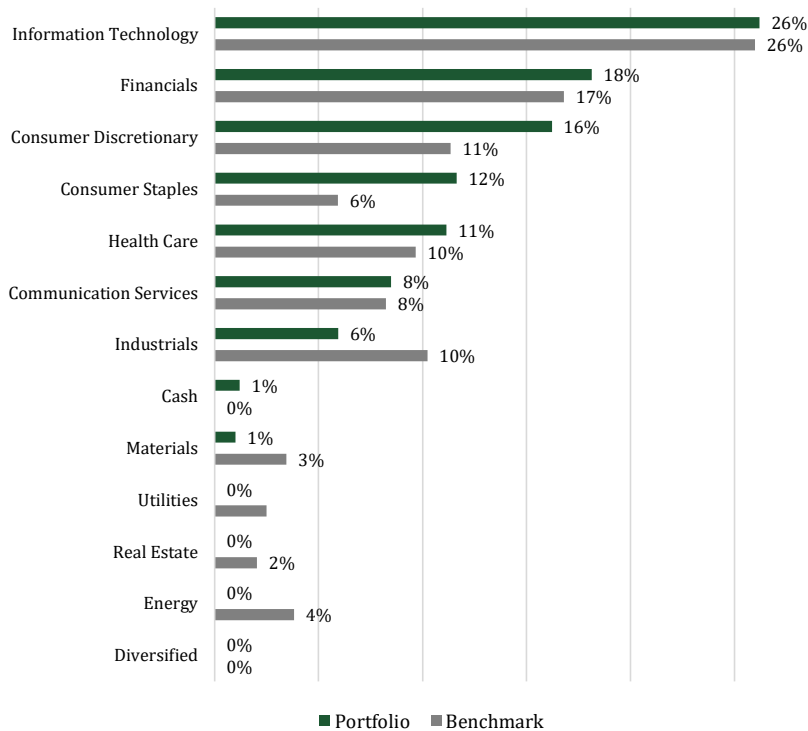
STATISTICS

Leading PE	23.2
EV/EBITDA	21.7
P/Book	8.4
Dividend Yield	1.2%
ROE	27%
Debt/Equity	57%
Interest Coverage	26.5
Beta	1.0
Volatility	11%

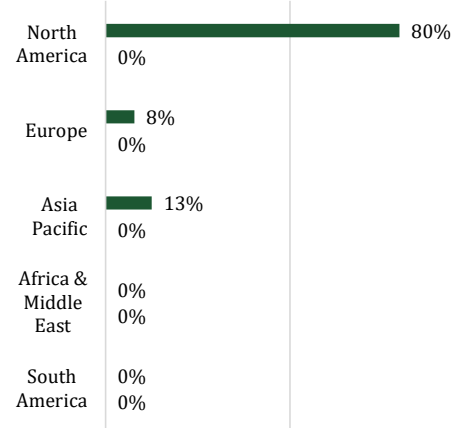
ALLOCATION BY MARKET CAP




ALLOCATION BY SECTOR



ALLOCATION BY REGION



ALLOCATION BY CURRENCY



TOP 10 HOLDINGS

	Sector	Country	Weight
MICROSOFT CORP	Information Technology	US	5.5%
AMAZON.COM INC	Consumer Discretionary	US	5.4%
NVIDIA CORP	Information Technology	US	4.8%
VISA INC-CLASS A SHARES	Financials	US	4.7%
ALPHABET INC-CL C	Communication Services	US	4.4%
JPMORGAN CHASE & CO	Financials	US	4.4%
SHARKNINJA INC	Consumer Discretionary	US	3.3%
REGIONS FINANCIAL CORP	Financials	US	3.1%
SONY GROUP CORP	Consumer Discretionary	JP	2.8%
GOLDMAN SACHS GROUP INC	Financials	US	2.8%
Total			41.1%

Total number of Holdings 44

FUND COMPLEMENTARY DETAILS

Administrator	FundPartner Solutions SA
Representative in Switzerland	FundPartner Solutions (Suisse) SA
Fund Manager	BAM Team
Custodian	Pictet & Cie (Europe) SA
Paying agent in Switzerland	Banque Pictet & Cie SA
Auditor	Deloitte Audit S.à r.l

CONTACT

BRUELLAN SA
Rue Pécolat 1
CH-1201 Genève
Tel: +41 22 817 18 55
bam@bruellan.ch

Disclaimer. This publication is a promotional document within the meaning of art. 68 LFin, it is not independent research. It is solely intended to provide information on the funds in question and does not constitute an offer to buy or sell, investment advice or a recommendation regarding investment or other decisions.

The funds may be subject to sales restrictions applicable to certain countries or individuals. It is the responsibility of each investor to be aware of the terms and conditions applicable to each product. This publication is directed only at persons authorised to receive it under the regulations in force in their country of domicile.

The information contained herein is based on sources believed to be reliable. However, Bruellan cannot guarantee its completeness and accuracy and accepts no liability for any damage that may result from actions taken on the basis of the information published in this document. The information reflects the situation on the day of publication.

Investment decisions should always be made on the basis of a detailed source of information, in particular the fund prospectus. The prospectus, the articles of association, the key investor information document, the subscription form and the latest annual and semi-annual reports can be obtained from the Swiss representative, Fund Partner Solutions (Suisse) SA, 60, route des Acacias, 1211 Geneva. Bruellan SA has a FINMA authorisation as a collective asset manager.