

JUNE 2025

## INVESTMENT OBJECTIVE

Fund aims to achieve capital appreciation through investing in global equity markets with a long term investment horizon, fully focusing on fundamental value of sustainable high quality businesses, without speculation, hedging or market timing.

## PORTFOLIO REVIEW

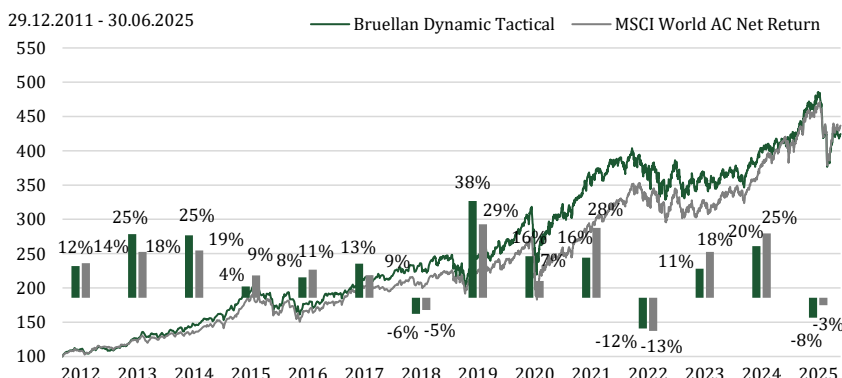
Global markets extended their rally into June, buoyed by a temporary US-China trade truce, strong corporate earnings, and sustained optimism around AI-driven tech growth. Despite this momentum, market volatility remained elevated amid uncertainty regarding the current inflection point in global policy. Treasury yields opened the month with a sharp ascent as concerns over the inflationary impact of tariffs persisted, but had fallen considerably – and to a lower level than they began – by month's end. Meanwhile, the dollar weakened against most major currencies, pressured by ongoing concerns over inflation amid the tortuous passage of the so-called 'Big Beautiful Bill' through Congress. The combination of rising yields and a falling dollar has disrupted their historic correlation, hinting at waning investor confidence in the US as a safe haven. Against this backdrop, the fund underperformed, with adverse stock selection being the main culprit as it returned -0.1% vs 1.1% for its comparative benchmark.

The main detractor over the period was the portfolio's overweight exposure to consumer-facing sectors, where lingering tariff tensions exacerbated supply-chain disruptions for Chinese auto manufacturer BYD. These challenges were further compounded by sales growth that, while healthy, narrowly fell short of investor expectations; and concerns over competitive pricing (which we view, conversely, as a key element of the investment case). Similarly, Nestle posted weak returns this month, driven by value-conscious consumer behaviour that led to underwhelming half-year sales growth which subsequently forced management to revise down the company's full-year sales outlook. As a result of consequent price weakness, both Nestle and BYD served as the two largest drags on the fund's performance.

On the positive side, strong overall stock selection within the Information Technology sector was a key driver of performance over the period. Notably, STMicroelectronics delivered robust returns, as early signs of an inflection in its key industrial client base encouraged investors. This positive news was supported by the completion of a share buyback program that underscored management's commitment to minority shareholders. The fund's overweights in Goldman Sachs and JP Morgan were also beneficial amid wider positive stock selection in the financial sector over the month. Geographically, the strongest contributions came the US while the prominent laggard was China (driven by BYD as described above).

Moving forward, a continuation of market volatility can be reasonably anticipated as heightened trade tensions play out, with the uncertain global rate environment also remaining a key driver. We will continue to evaluate markets in line with our broader thematic framework, with a focus on businesses structurally advantaged over the long term and with the capacity to generate shareholder value and consistent free cash flow.

## NET PERFORMANCE AND ANNUAL PERFORMANCE IN EUR



	Fund	Bench.	+/-
1 Month	-0.1%	1.1%	-1.2%
3 Months	0.4%	2.6%	-2.3%
YTD	-7.8%	-2.9%	-4.9%
Since inception	324.5%	336.7%	-12.2%

## RISK & REWARD

1	2	3	4	5	6	7
Low						High

## FUND FACTS

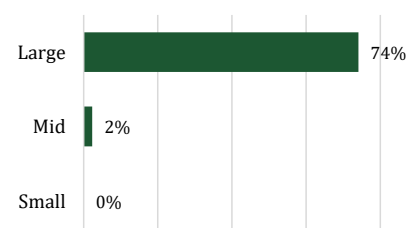
Domicile	Switzerland		
Inception date	28 July 2005		
Currency	EUR		
Fund Manager	BAM Team		
Fund size*	EUR 14 million		
Liquidity (sub./red.)	Daily		
Min. Investment	Retail: 1000 EUR Instit.: 1 million EUR		
Management fees	0.8%-1.2%		
Performance fees	20%		
High Water Mark	Yes		
Benchmark	MSCI World AC Net Return		
Class	Bloomberg	ISIN	NAV
Inst.:	EUR BDATBEU	CH0281535168	177.2
	CHF BUDYTBC	CH0485900614	114.5
	USD BUDYTBU	CH0485900663	-
Ret.:	EUR BDATACE	CH0019243093	349.2
	CHF BUDYTAC	CH0485900572	157.0
	USD BUDYTAU	CH0485900648	172.2

\*the total strategy size is EUR 95 million

## STATISTICS

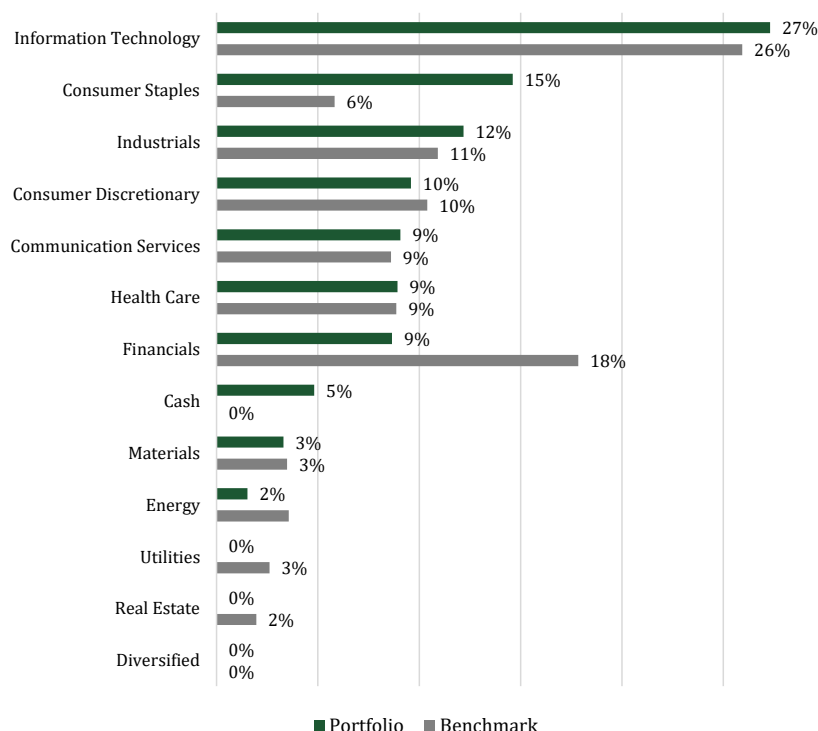
Leading PE	22.8
EV/EBITDA	16.8
P/Book	5.9
Dividend Yield	1.1 %
ROE	24%
Debt/Equity	56%
Interest Coverage	18.2
Beta	1.0
Volatility	17%

## ALLOCATION BY MARKET CAP

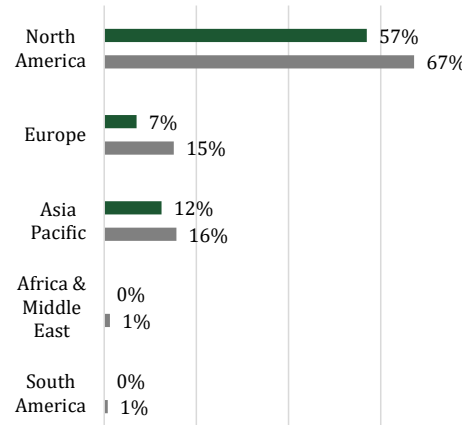


JUNE 2025

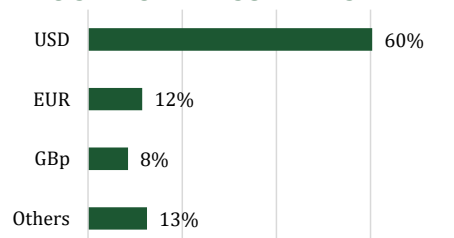
## ALLOCATION BY SECTOR



## ALLOCATION BY REGION



## ALLOCATION BY CURRENCY



## TOP 10 HOLDINGS

	Sector	Country	Weight
MICROSOFT CORP	Information Technology	US	6.8%
BROADCOM INC	Information Technology	US	3.7%
SONY GROUP CORP	Consumer Discretionary	JP	3.4%
PHILIP MORRIS INTERNATIONAL	Consumer Staples	US	3.3%
JPMORGAN CHASE & CO	Financials	US	2.9%
VISA INC-CLASS A SHARES	Financials	US	2.8%
NORTHROP GRUMMAN CORP	Industrials	US	2.6%
TENCENT HOLDINGS LTD	Communication Services	CN	2.5%
ALPHABET INC-CL A	Communication Services	US	2.4%
BYD CO LTD-H	Consumer Discretionary	CN	2.4%
<b>Total</b>			<b>32.8%</b>
Total number of Holdings			51

## FUND COMPLEMENTARY DETAILS

Administrator	CACEIS (Switzerland) SA, Rte de Signy 35, CH-1260 Nyon
Fund Manager	BAM Team
Custodian	CACEIS (Switzerland) SA, Rte de Signy 35, CH-1260 Nyon
Auditor	KPMG

## CONTACT

BRUELLAN SA  
Rue Pécolat 1  
CH-1201 Genève  
Tel: +41 22 817 18 55  
bam@bruellan.ch

Disclaimer. This publication is a promotional document within the meaning of art. 68 LSFIn, it is not independent research. It is solely intended to provide information on the funds in question and does not constitute an offer to buy or sell, investment advice or a recommendation regarding investment or other decisions.

The funds may be subject to sales restrictions applicable to certain countries or individuals. It is the responsibility of each investor to be aware of the terms and conditions applicable to each product. This publication is directed only at persons authorised to receive it under the regulations in force in their country of domicile.

The information contained herein is based on sources believed to be reliable. However, Bruellan cannot guarantee its completeness and accuracy and accepts no liability for any damage that may result from actions taken on the basis of the information published in this document. The information reflects the situation on the day of publication.

Investment decisions should always be made on the basis of a detailed source of information, in particular the fund prospectus. The prospectus, the articles of association, the key investor information document, the subscription form and the latest annual and semi-annual reports can be obtained from the Swiss representative, Fund Partner Solutions (Suisse) SA, 60, route des Acacias, 1211 Geneva. Bruellan SA has a FINMA authorisation as a collective asset manager.