

INVESTMENT OBJECTIVE

To achieve capital appreciation on an absolute and relative basis over the medium to long-term horizon through investment in Swiss equities with a focus on innovative companies that are leaders in their markets.

PORTFOLIO REVIEW

Given the extremely low level of inflation (1.0%) and very strong Swiss franc appreciation during recent weeks, the SNB's decision to cut rates by 25 basis points came as no surprise. Some were even of the view that, in such a context, it could have gone as far as 50 basis points. Indeed, Swiss franc strength mechanically induces a fall in the price of imported goods, not only raising the spectre of deflation, but also strangling some exporters. The SNB will therefore need to cut rates further. The market is currently forecasting another 25 basis point cut by the end of the year, before the SNB finds itself forced to draw the ultimate weapon: massive interventions in the foreign exchange market.

Despite a very gloomy month, bolstered in its final days by the extensive measures announced by Beijing to revive its economy, the Bruellan Dynamic Swiss fund closed down 0.8%, compared with a 1.6% decline for the SPI.

Among the strongest absolute contributors to the fund's performance figure Straumann (+10%), Givaudan (+7%), Belimo (+6%) and Sensirion (+9%).

Givaudan continues to perform well, indeed posting the second-best year-to-date performance within the SMI (+33%). The stock price has been supported by a return to positive volumes, boosted by renewed innovation on the part of its customers, entry into new business areas, as well as the end of destocking and shrinkflation. This strong increase in sales has enabled the flavour giant to enhance its profitability, which should improve further thanks to the launch of a factory optimisation program.

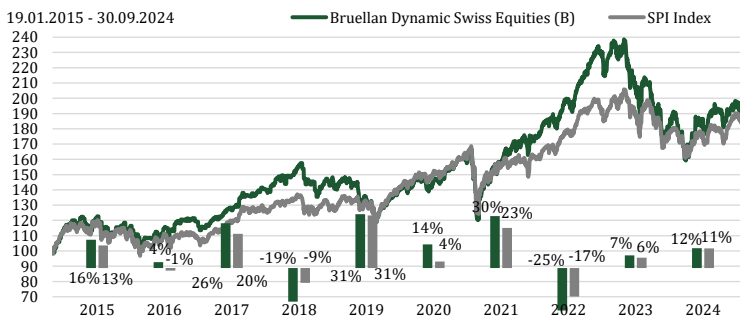
As for **Straumann** and **Belimo**, they continue to ride the positive trend in place since their summer earnings release, which more than reassured the market as regards the buoyancy of their business.

Conversely, Nestlé (-7%), Roche (-6%), Novartis (-5%), Sandoz (-5%) and Galderma (-5%) suffered sharp down moves.

Roche's stock price, after rebounding nearly 35% from its end of April low, turned south again. The market was somewhat disturbed by the interim results published for its portfolio of anti-obesity drugs (CT-388 and CT-996). Although the efficacy of these drugs in terms of weight loss is rather better than that of competition, the side-effects appear to be more significant at this stage. There is nothing alarming for now, as it is not uncommon to overdose during the initial phases of clinical trials and then lower the dosage in the event of intolerance. Expectations are high, however, and there is a real risk that Roche's stock price proves extremely sensitive to the slightest piece of news linked to these two products, despite boasting one of the richest pipelines in the industry.

As for **Nestlé**, analyst estimates were revised downwards throughout the month, just a few weeks ahead of the release of 3rd quarter results. Risks are indeed high that the Vevey-based giant yet again adjusts its guidance for 2024, but also for 2025.

NET PERFORMANCE AND ANNUAL PERFORMANCE IN CHF



	Fund	SPI Index	+/-
1 Month	-0.8%	-1.6%	0.8%
3 Months	4.1%	2.0%	2.1%
YTD	11.6%	11.5%	0.1%
Since inception	113.6%	102.0%	11.6%

Source: All data and graphs throughout the document from Bruellan.

Past performance may not be a reliable guide to future performance. All forms of investment involve risk.

The benchmark index is the SPI Index.

Please refer to the end of the document mentioned for performance comparison purposes.

RISK & REWARD



FUND FACTS

Domicile	Switzerland
Inception date	19 January 2015
Currency	CHF
Lead Manager	Anick Baud
Co-Manager	Florian Marini CFA, CMT
Fund size*	CHF 33 Millions
Liquidity (sub./red.)	Daily
Min. Investment	Retail: 1000 CHF Instit.: 1 million CHF

Entry/exit fees	0.0% / 0.0%
Management fees	1.2%-0.8%
Performance fees	20%
High Water Mark	Yes
Benchmark	SPI Index
ISIN	Retail: CH0253810144 Instit.: CH0253810169
Bloomberg	Retail: BDFSECA SW Instit.: BDFSECB SW
NAV	Retail: 2099.26 Instit.: 2135.91

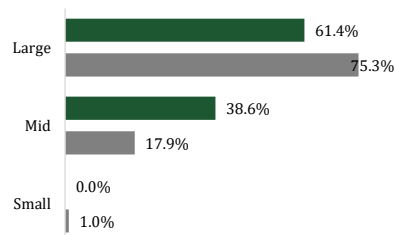
* the total strategy size is CHF 62 millions

Not all the costs are presented, further information can be found in the prospectus or equivalent.

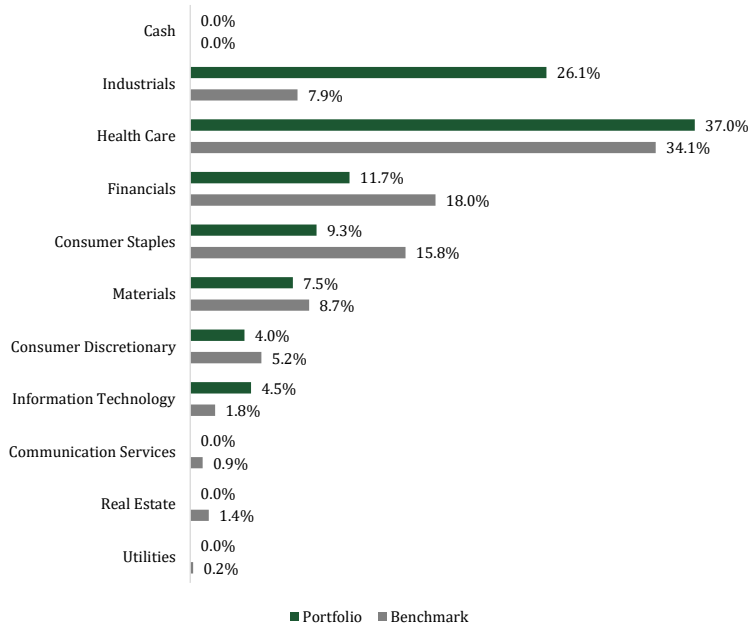
STATISTICS

	Fund	SPI Index
Leading PE	25.8	17.0
EV/EBITDA	19.9	12.5
P/Book	6.2	1.7
Dividend Yield	2.1%	2.7%
ROE	23.3%	9.0%
Debt/Equity	56.2%	57.7%
Interest Coverage	15.5	8.0
Beta	1.0	1.0
Volatility	14.3%	12.4%

ALLOCATION BY MARKET CAP



ALLOCATION BY SECTOR



FUND COMPLEMENTARY DETAILS

Administrator	CACEIS (Switzerland) SA, Rte de Signy 35, CH-1260 Nyon
Investment Manager	Bruellan SA
Custodian	CACEIS (Switzerland) SA, Rte de Signy 35, CH-1260 Nyon
Auditor	KPMG

TOP 10 HOLDINGS

	Sector	Weight
ROCHE HOLDING AG-GENUSSCHEIN	Health Care	9.3%
NOVARTIS AG-REG	Health Care	9.3%
NESTLE SA-REG	Consumer Staples	9.3%
ZURICH INSURANCE GROUP AG	Financials	4.3%
CIE FINANCIERE RICHEMO-A REG	Consumer Discretionary	4.0%
SIKA AG-REG	Materials	3.9%
STRAUMANN HOLDING AG-REG	Health Care	3.9%
BELIMO HOLDING AG-REG	Industrials	3.7%
LONZA GROUP AG-REG	Health Care	3.7%
VAT GROUP AG	Industrials	3.6%
Total		55.0%
Total number of Holdings		27

CONTACT

BRUELLAN SA
Rue Pécolat 1
CH-1201 Genève
Tél: +41 22 817 18 55
bam@bruellan.ch

Disclaimer. Bruellan SA has a FINMA authorisation as a collective asset manager. This publication is a promotional document within the meaning of art. 68 LSFIn, it is not independent research. It is solely intended to provide information on the funds in question and does not constitute an offer to buy or sell, investment advice or a recommendation regarding investment or other decisions. The funds may be subject to sales restrictions applicable to certain countries or individuals. It is the responsibility of each investor to be aware of the terms and conditions applicable to each product. This publication is directed only at persons authorised to receive it under the regulations in force in their country of domicile.

The information contained herein is based on sources believed to be reliable. This is a marketing communication. Bruellan cannot guarantee its completeness and accuracy and accepts no liability for any damage that may result from actions taken on the basis of the information published in this document. The information reflects the situation on the day of publication. We have classified this product as 5 out of 7, which is a medium - high risk class. Please refer to the prospectus for more information on the specific risks relevant to this product not included in the summary indicator.

Investment decisions should always be made on the basis of a detailed source of information, in particular the fund prospectus. The prospectus, the articles of association, the key information document, the subscription form and the latest annual and semi-annual reports can be obtained (free of charge) from the Swiss representative, Fund Partner Solutions (Suisse) SA, 60, route des Acacias, 1211 Geneva. Please refer to the prospectus and information document of the fund before making any final investment decisions. You can obtain a summary of investors rights to the following link:

<https://www.pictet.com/content/dam/www/documents/legal-and-notes/fundpartner-solutions/fps-summary-of-Investors-rights.pdf>. The decision to invest in the promoted fund should take into account all the characteristics or objectives of the promoted fund as described in its prospectus. Information on sustainability-related aspects provided in relation to the promoted fund could be found on the following link:

<https://assetservices.group.pictet/asset-services/esg-disclosures?isin=LU1118008553>. Incorporation of extra-financial risks into the investment decision process may result in underweighting of profitable investments from the sub-fund's investment universe and may also lead the management of the sub-fund to underweight investments that will continue to perform. The Fund has been classified as a financial product subject to Article 8 of Regulation (EU) 2019/2088 on sustainability-related disclosures in the financial sector (the "SFDR"). The Fund promotes, among other characteristics, environmental or social characteristics, or a combination of those characteristics, provided that the companies in which the investments are made follow good governance practices. Performance disclosures: the published performance represents past data. Past performance may not be a reliable guide to future performance. There is no guarantee that the same yields will be obtained in the future. The value and income of any of your investments may fluctuate with market conditions and may lose some or all its value. The fund may be affected by changes in currency exchange rates, which can have an adverse effect on the value or income of the fund. Future performance is also subject to taxation which depends on the personal situation of each investor and which may change in the future. : All performance data are based on net performance and take no account of commissions, fees or other costs charged when units are issued and redeemed.